

# THE EBONY COLLECTION

## Black Interiors with Black Switching


The elegance of **Smooth Black** plates in various designs, together with superior UK manufactured interiors, enable *Primalite* to offer the finest in quality electrical accessories.

Designed to compliment any style of interior setting and type of property THE EBONY COLLECTION is available in all the plate designs illustrated below.

To order: Select a plate style from the selection below and using the plate prefix add the interior number. Therefore, a Georgian 2 Gang Dolly Switch should be ordered as PG403/B

### Plate design codes

- PG** Georgian - Smooth Black
- PST** Edwardian - Smooth Black
- PV** Flat Victorian - Smooth Black
- TR** Tudor - Smooth Black



# EBONY

## Rocker Switches **Black Switches with Black Trim** When ordering, prefix code number with plate design ie 3 gang 20 amp 2 way Architrave Rocker on a Flat Victorian plate is PV465/B




20 amp 2 way		<b>407/B</b>	<b>409/B</b>		<b>411/B</b>	<b>412/B</b>
20 amp intermediate		<b>408/B</b>	<b>410/B</b>			
20 amp double pole		<b>4131/B</b>				
20 amp double pole c/w neon	<b>413/B</b>					
20 amp 2 way & off		<b>4132/B</b>				
6 amp retractive		<b>4133/B</b>				
6 amp 2 way & off retractive		<b>4134/B</b>				
10 amp 2 way				<b>4113/B</b>		

N.B. The 4113/B ~ 3 gang rocker on small plate has the insert riveted onto the plate. All other rocker switches offer first and second stage grid fixing.

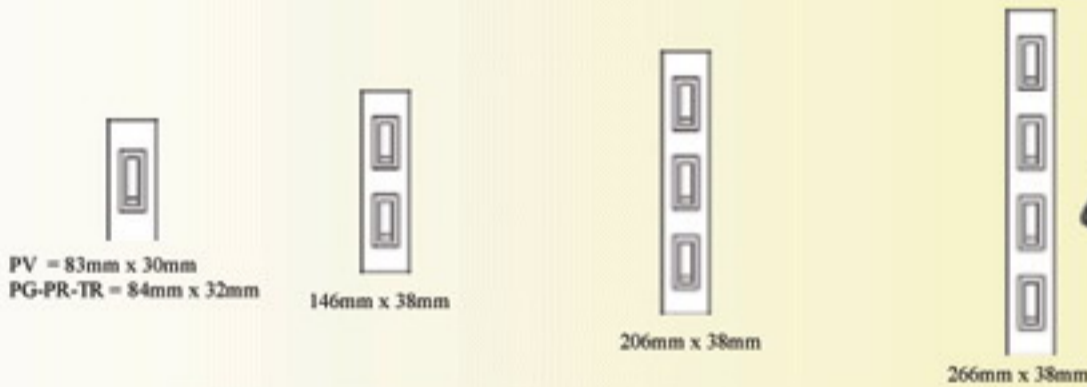


PG (Georgian)



PST (Edwardian)

20 amp 2 way	<b>467/B</b>	<b>468/B</b>	<b>469/B</b>	<b>470/B</b>
	467/B & 468/B available in PG-TR designs (168mm x 168mm) and PV design (147mm x 147mm) Grid box to suit PMA6 (133mm x 133mm)		469/B & 470/B available in PV design only (210mm x 147mm) Grid box to suit PMA7 (194mm x 133mm)	




PV (Flat Victorian)

20 amp 2 way	<b>463/B</b>	<b>464/B</b>	<b>465/B</b>	<b>466/B</b>
All architrave switches are supplied c/w grid boxes	463/B available in PG-PV-TR designs	464/B, 465/B & 466/B available in PV design only		

### Dimmer / Rocker Combinations

Black Rocker Switches with Black Trim. Black Dimmer Knobs. (Also available to special order as Dolly / Dimmer combinations)



1 x rocker 1 x dimmer	<b>4100/B</b>		
2 x rockers 1 x dimmer		<b>4101/B</b>	
1 x rocker 2 x dimmers			<b>4102/B</b>
20amp 2 way rocker switches with 400va dimmer modules			




TR (Tudor)

# EBONY

## Black Dolly Switches

When ordering, prefix code number with plate design  
ie 2 Gang 20 amp 2 Way Dolly Switch on a Tudor plate is TR403/B



PG (Georgian)



20 amp 2 way	472/B	401/B	403/B	405/B	406/B
20 amp intermediate		402/B	404/B		
20 amp double pole		436/B			
20 amp 2 way & off		442/B			

NB. 472/B Architrave Dolly Switch is available in PG-TR ( 84mm x 32mm) and PV(83mm x 30mm) designs. All Architraves are supplied c/w grid boxes



PST (Edwardian)



20 amp 2 way	456/B	457/B	458/B	4108/B	4109/B
456/B, 457/B and 458/B are available in PG-TR designs (168mm x 168mm) and PV design (147mm x 147mm) grid box to suit is PMA6 (133mm x 133mm)				4108/B and 4109/B are only available in PV design (210mm x 147mm) grid box to suit is PMA7 (194mm x 133mm)	

\*\*\*\*\*

## Switched Fuse Connections Black Rockers with Black Interiors



PV (Flat Victorian)



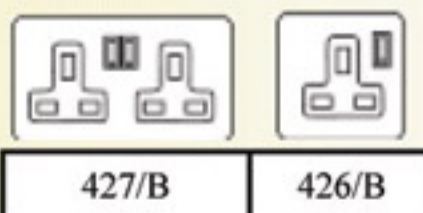
Switched Fuse	Switched Fuse with cable outlet	Switched Fuse Illuminated	Switched Fuse with cable outlet. Illuminated
487/B	4161/B	415/B	414/B

\*\*\*\*\*

## 13 amp Switched Sockets Black Rockers with Black Interiors



TR (Tudor)



427/B	426/B
-------	-------

# EBONY

**Dimmer Switches** suitable for control of dimmable electronic transformers, toroidal transformers and tungsten halogen lamps **without de-rating**. For use with **resistive and inductive** loads. Integrated over-temperature protection fuse. The module case is ultrasonically sealed to reduce dimmer buzzing.




PG (Georgian)

Black Dimmer Knobs



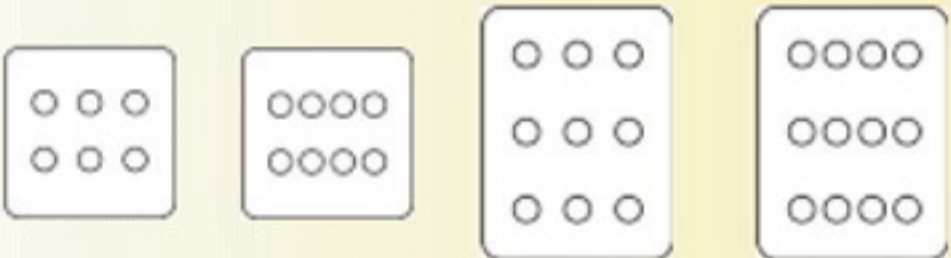
2 way 250va push on/push off	<b>418/B</b>	<b>422/B</b>		<b>424/B</b>	<b>425/B</b>
2 way 400va push on/push off	<b>419/B</b>	<b>423/B</b>	<b>430/B</b>	<b>481/B</b>	<b>4150/B</b>
2 way 650va push on/push off with neon indicator *	<b>4269/B</b>		<b>4270/B</b>		
2 way 800va push on/push off with neon indicator *	<b>4271/B</b>		<b>4272/B</b>		
intermediate switch module	<b>473/B</b>				
fan control	<b>499/B</b>				
6amp 2 way push on/push off switch module	<b>4214/B</b>	<b>4215/B</b>		<b>4216/B</b>	<b>4217/B</b>
1 way 500va touch on/touch off module, illuminated	<b>4273/B</b>				




PST (Edwardian)

\* If modules 4269/B, 4270/B, 4271/B, 4272/B are required without a neon, then please specify.

Black Dimmer Knobs



2 way 400va push on/push off	<b>4135/B</b>	<b>4136/B</b>	<b>4137/B</b>	<b>4138/B</b>
	4135/B & 4136/B available only in PG-TR designs (168mm x 168mm) and PV design (147mm x 147mm) Grid box to suit PMA6 (133mm x 133mm)		4137/B & 4138/B available in PV design only (210mm x 147mm) Grid box to suit PMA7 (194mm x 133mm)	



PV (Flat Victorian)

\*\*\*\*\*

### Bell Pushes 250v 6amp AC



<b>4169/B</b>	<b>4168/B</b>
4169/B architrave bell push is supplied c/w grid box. available in PG-PV-TR designs	



TR (Tudor)

N.B. When using PV Flat Victorian plates, it is imperative that the grid box used is secured below plaster depth. This is to accommodate the construction of the plate and insert, so allowing the plate to sit flush to the wall.