

# *Prima*



## Electrical Accessories

***Location: 210 Fulham Road, London SW10 9PJ***


***Showroom: + 44 (0) 207 351 2255***

***Fax: + 44 (0) 207 -352 4682***


***Email: [sales@atouchofbrass.co.uk](mailto:sales@atouchofbrass.co.uk)***

British Made British Quality


# THE COLLECTIONS



**Classique**  
3 - 9




**Supreme**  
10 - 14



**Royale**  
15 - 17




**Coronet**  
18 - 20




**Art Deco**  
21 - 27




**Royal Art Deco**  
28 - 30



**Modernique**  
31 - 37




**Ebony**  
38 - 41



**Luna**  
42 - 46




**Satinique**  
47 - 53




**Royal Satinique**  
54 - 56




**Classic Satin**  
57 - 60



**Baroque**  
61 - 67




**Royal Baroque**  
68 - 70



**Gothic**  
71 - 77



**Imperial Antique Brass**  
78 - 84



**Majestic Antique Brass**  
85 - 88



**Nova**  
89 - 94



**Complimentary  
Accessories**  
95 - 99



**Complimentary  
Products**  
100 - 100

# THE CLASSIQUE COLLECTION

## Black Interiors with Polished Brass Switching


The elegance of **Solid Brass** plates in various designs, together with superior UK manufactured interiors, enable *Primalite* to offer the finest in quality electrical accessories.

Designed to compliment any style of interior setting and type of property THE CLASSIQUE COLLECTION is available in all the plate designs illustrated below.

To order: Select a plate style from the selection below and using the plate prefix add the interior number. Therefore, a Georgian 1 Gang Rocker Switch should be ordered as PG7

### Plate design codes

PG	Georgian - Polished Brass
PPV	Profile Victorian - Polished Brass
PR	Regency - Polished Brass
PST	Edwardian - Polished Brass
PV	Flat Victorian - Polished Brass
RH	Oasis - Rhodium Gold
SA	Sahara - Sanded Gold
TR	Tudor - Polished Brass
TRX	Tudor - Satin Brass Face with Polished Brass Edge



# CLASSIQUE



TRX  
(Dual Finish Tudor)



PV (Flat Victorian)

## Rocker Switches Polished Brass Switches with Black Trim


When ordering, prefix code number with plate design ie 1 gang 20 amp 2 way Rocker on Profile plate is PPV7



PG (Georgian)



PPV (Profile)



PR (Regency)



PST (Edwardian)



TR (Tudor)



SA (Sahara)




RH (Oasis)

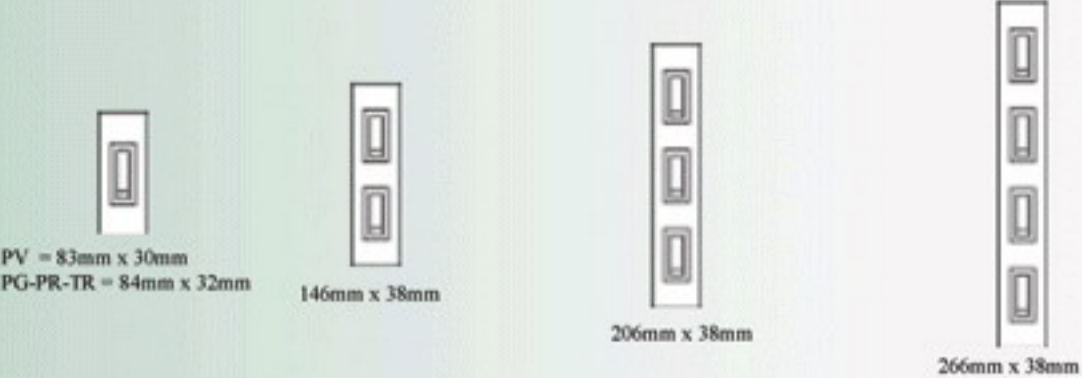


20 amp 2 way		7	9		11	12
20 amp intermediate		8	10			
20 amp double pole		131				
20 amp double pole c/w neon	13					
20 amp 2 way & off		132				
6 amp retractive		133				
6 amp 2 way & off retractive		134				
10 amp 2 way				113		

N.B. The 113 ~ 3 gang rocker on small plate has the insert riveted onto the plate. All other rocker switches offer first and second stage grid fixing.



20 amp 2 way	67	68	69	70
	67 & 68 available only in PG-PR-TR-TRX designs (168mm x 168mm) and PV design (147mm x 147mm) Grid box to suit PMA6 (133mm x 133mm)		69 & 70 available in PV design only (210mm x 147mm) Grid box to suit PMA7 (194mm x 133mm)	



20 amp 2 way	63	64	65	66
All architrave switches are supplied c/w grid boxes	63 available in PG-PR-PV-TR-TRX designs	64, 65 & 66 available in PV design only		



PG (Georgian)



PPV (Profile)

**Dimmer Switches** suitable for control of dimmable electronic transformers, toroidal transformers and tungsten halogen lamps **without de-rating**. For use with **resistive and inductive** loads. Integrated over-temperature protection fuse. The module case is ultrasonically sealed to reduce dimmer buzzing.



PR (Regency)

Polished Brass Dimmer Knobs



2 way 250va push on/push off	18	22		24	25
2 way 400va push on/push off	19	23	30	81	150
2 way 650va push on/push off with neon *	269		270		
2 way 800va push on/push off with neon *	271		272		
intermediate switch module	73				
fan control	99				
6amp 2 way push on/push off switch module	214	215		216	217
1 way 500va touch on/touch off module, illuminated	273				




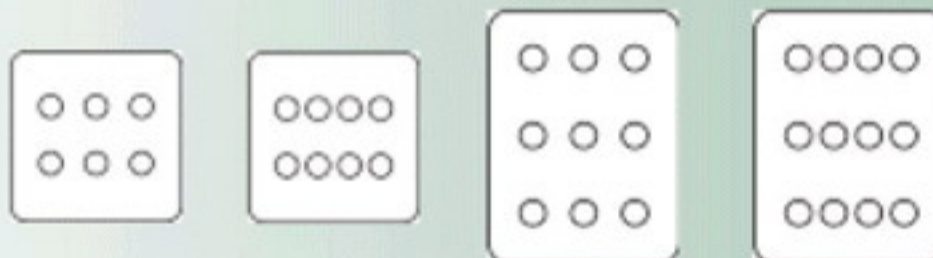
PST (Edwardian)



PV (Flat Victorian)

\* If modules 269, 270, 271, 272 are required without a neon, then please specify.

Polished Brass Dimmer Knobs



TR (Tudor)

2 way 400va push on/push off	135	136	137	138
	135 & 136 available only in PG-PR-TR-TRX designs (168mm x 168mm) and PV design (147mm x 147mm) Grid box to suit PMA6 (133mm x 133mm)		137 & 138 available in PV design only (210mm x 147mm) Grid box to suit PMA7 (194mm x 133mm)	



TRX (Dual Finish Tudor)

**Dimmer / Rocker Combinations**

Polished Brass Rocker Switches with Black Trim. Polished Brass Dimmer Knobs



1 x rocker 1 x dimmer	100		
2 x rockers 1 x dimmer		101	
1 x rocker 2 x dimmers			102
20amp 2 way rocker switches with 400va dimmer modules			



SA (Sahara)



RH (Oasis)

Also available to special order as **Dolly / Dimmer combinations**

N.B. When using PV Flat Victorian plates, it is imperative that the grid box used is secured below plaster depth. This is to accommodate the construction of the plate and insert, so allowing the plate to sit flush to the wall.

# CLASSIQUE



SA (Sahara)



RH (Oasis)

## Polished Brass Dolly Switches

When ordering, prefix code number with plate design  
ie 2 gang 20 amp 2 way Dolly on an Edwardian plate is PST3



PG (Georgian)




PPV (Profile)



PR (Regency)



PV (Flat Victorian)



TR (Tudor)



PST (Edwardian)



TRX  
(Dual Finish Tudor)



20 amp 2 way	72	1	3	5	6
20 amp intermediate		2	4		
20 amp double pole		36			
20 amp 2 way & off		42			

NB. 72 Architrave Dolly Switch is available in PG, PR, TR, TRX (all 84mm x 32mm) and PV(83mm x 30mm) designs. All Architraves are supplied c/w grid boxes



20 amp 2 way	56	57	58	108	109
56, 57 and 58 are available in PG-PR-TR-TRX designs (168mm x 168mm) and PV design (147mm x 147mm) grid box to suit is PMA6 (133mm x 133mm)			108 and 109 are only available in PV design (210mm x 147mm) grid box to suit is PMA7 (194mm x 133mm)		

\*\*\*\*\*

## Miscellaneous Accessories Black Interiors (Cooker ~ Shaver ~ Fan Isolator ~ Cord Flex Outlet)

Vertical Cooker  
45amp double pole c/w neon



61

Horizontal Cooker  
45amp double pole + 13amp switched socket



266

Cooker  
45amp double pole c/w neon (red rocker switch)



228

Shaver Socket  
115 / 230 volts



62

Triple Pole Fan Isolator




267

Cord Flex Outlet




74



TR (Tudor)

# CLASSIQUE



PR (Regency)

## Fuse & Switched Fuse Connections Polished Brass Rockers with Black Interiors

### Fuse Interiors



Fuse	Fuse with cable outlet	Fuse Illuminated	Fuse with cable outlet. Illuminated
33	160	162	163


### Switched Fuse Interiors




Switched Fuse	Switched Fuse with cable outlet	Switched Fuse Illuminated	Switched Fuse with cable outlet. Illuminated
87	161	15	14




PG (Georgian)



PPV (Profile)



PST (Edwardian)



PV (Flat Victorian)



TRX (Dual Finish Tudor)

## Audio Connections Banana, DIN and RCA

### Speaker Outlet DIN 41529 screw terminals

230	264

### Banana Stereo Outlet. Fixings via gold plated knurled binding post, or banana face

40	41

### RCA Phono Stereo Outlet

One port red	One port black	Two ports 1 red 1 black
37	38	39

### Bell Pushes 250v 6amp AC

	Polished brass push	
169		168
169 Architrave Bell Push is supplied c/w grid box available in PG-PR-PV-TR-TRX designs		

### Blank Plates

16	17



SA (Sahara)




RH (Oasis)

N.B. When using PV Flat Victorian plates, it is imperative that the grid box used is secured below plaster depth. This is to accommodate the construction of the plate and insert, so allowing the plate to sit flush to the wall.



PV (Flat Victorian)

# CLASSIQUE



TR (Tudor)

**Sockets** Black Interiors. NB. All hinge flaps are available in PV design only.



PG (Georgian)




PPV (Profile)



PR (Regency)



PST (Edwardian)



TRX  
(Dual Finish Tudor)

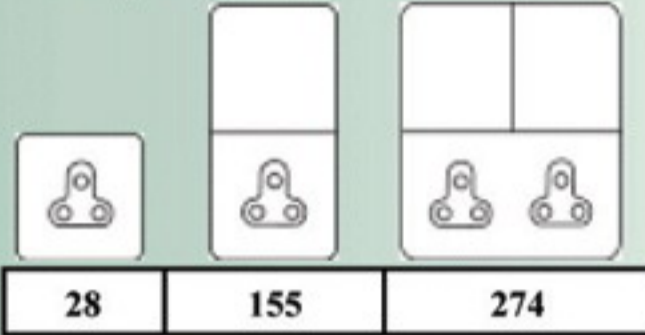


SA (Sahara)

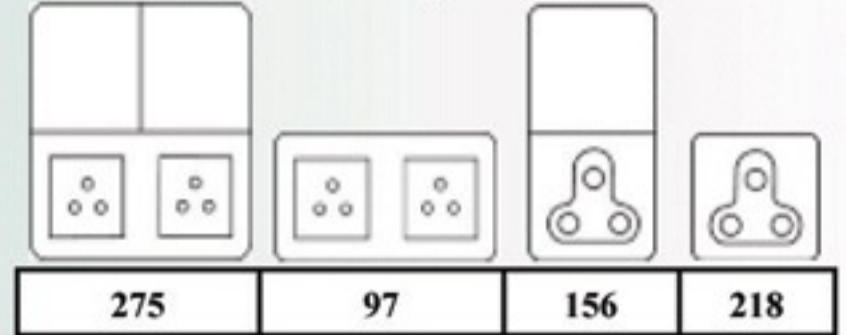


RH (Oasis)

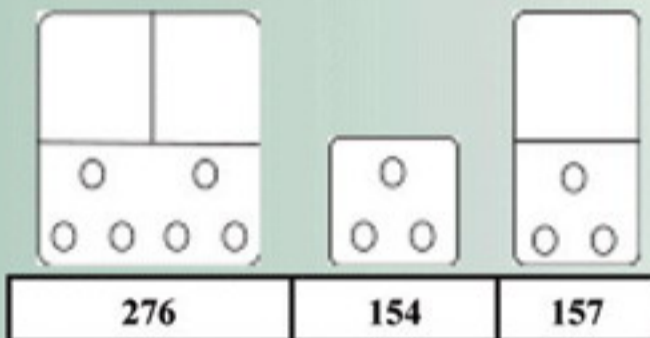
### 2 amp Unswitched Sockets



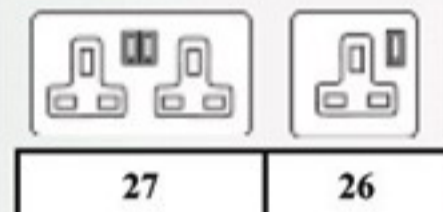
### 5 amp Unswitched Sockets



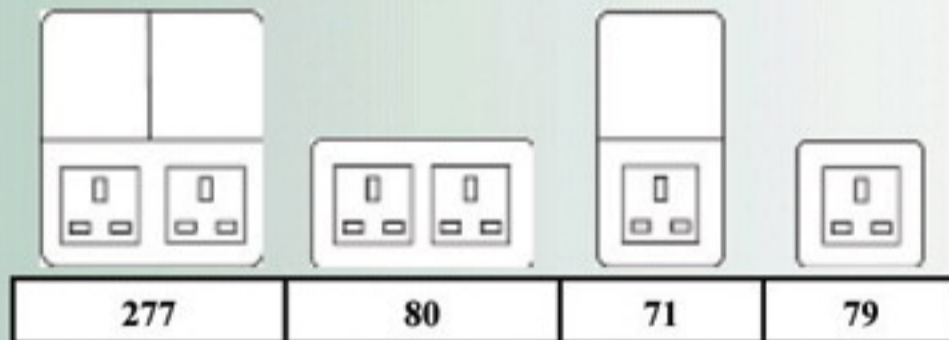
### 15 amp Unswitched Sockets



### 13 amp Switched Sockets Polished Brass Switches with Black Trim



### 13 amp Unswitched Sockets

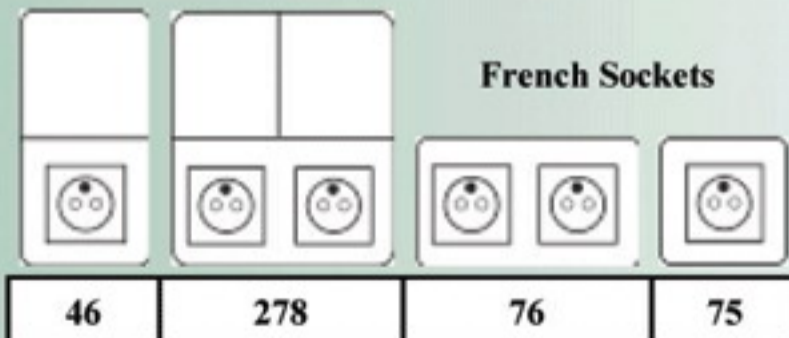


\*\*\*\*\*

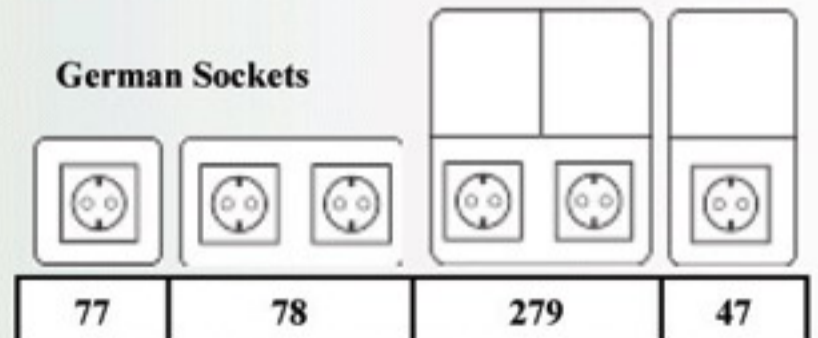
### International Sockets Black Interiors.

NB. Italian, Greek, Australian and Swiss sockets are available to special order

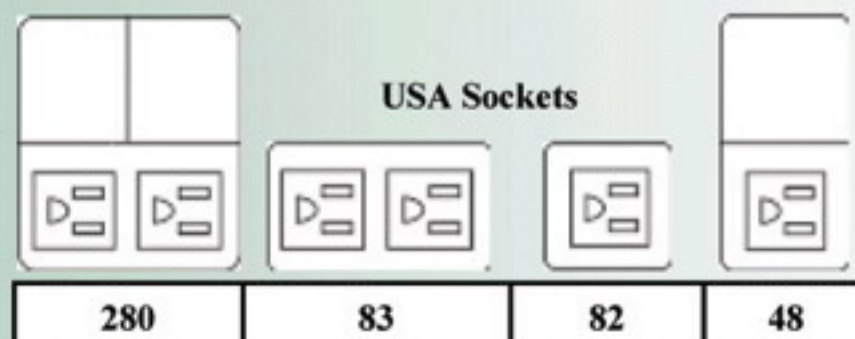
#### French Sockets




#### German Sockets




#### USA Sockets





SA (Sahara)

# CLASSIQUE



PST (Edwardian)

**Telecommunication Sockets Black Interiors.** When ordering, prefix code number with plate design ie 1 gang Slave Telecom on a Sahara plate is SA29


**Slave Telecom**

166	29	106	179

Hinge flaps only available in PV design

**Master Telecom**

180	107	86	167



PG (Georgian)



PPV (Profile)


**RJ11**

49	248	249	50

RJ12 & RJ45 cat 6 are available to special order

**RJ45 CAT 5**

51	252	253	52




PR (Regency)

\*\*\*\*\*

**Non Isolated TV/Satellite Sockets. Black Interiors.**

1 gang TV	2 gang TV	1 gang Satellite	1 x Satellite & 1 x TV	Diplex TV/FM shielded	TV / FM / Sat shielded	Sat 1 / Sat 2 / TV / FM shielded	SKY+ Sat 1 / Sat 2 / TV / Radio / Return / Slave Telecom
84	85	164	105	43	165	98	35




PV (Flat Victorian)




TR (Tudor)

**Isolated TV Sockets. Black Interiors. Hinge flaps available in PV design only.**

31	53	32	54
1 gang TV/FM	1 gang TV/FM	Double Duplexed 2 gang TV/FM	Double Duplexed 2 gang TV/FM



TRX (Dual Finish Tudor)



RH (Oasis)

NB. When using PV Flat Victorian plates, it is imperative that the grid box used is secured below plaster depth. This is to accommodate the construction of the plate and insert, so allowing the plate to sit flush to the wall.